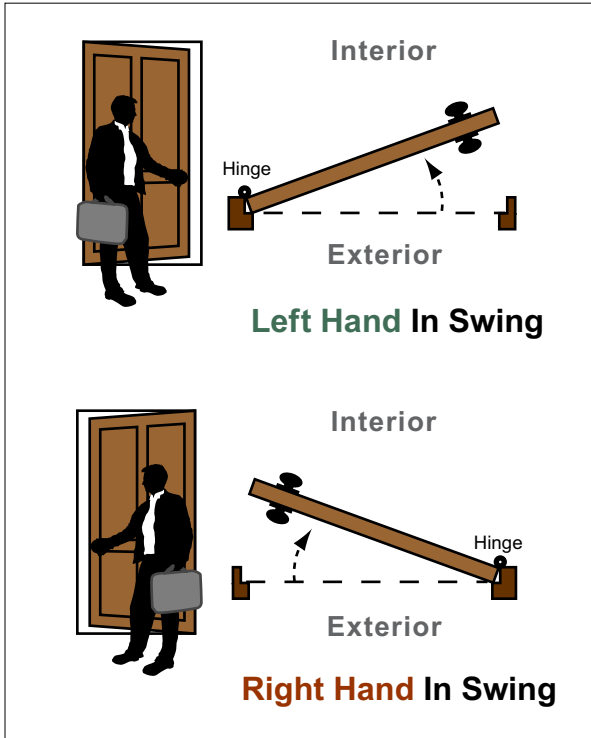


Door Handing / Swing Chart

Door handing or door swing terminology may differ on supplier or region. If you have any doubts as to the handing or swing of your door, please contact a P-Tek sales associate.

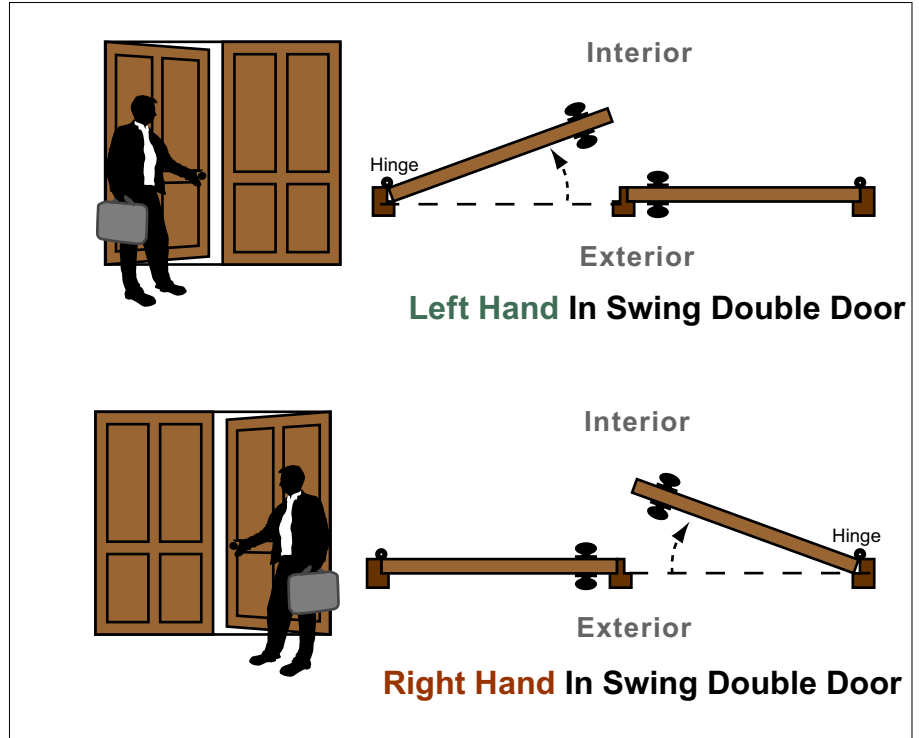
In Swing



Left Hand In Swing

Right Hand In Swing

The diagrams show a person standing to the left of a door. In the 'Left Hand In Swing' diagram, the door is hinged on the left and swings inward. In the 'Right Hand In Swing' diagram, the door is hinged on the right and swings inward. Each diagram includes a 3D perspective view and a 2D schematic showing the hinge location and the door's swing path from the interior to the exterior.

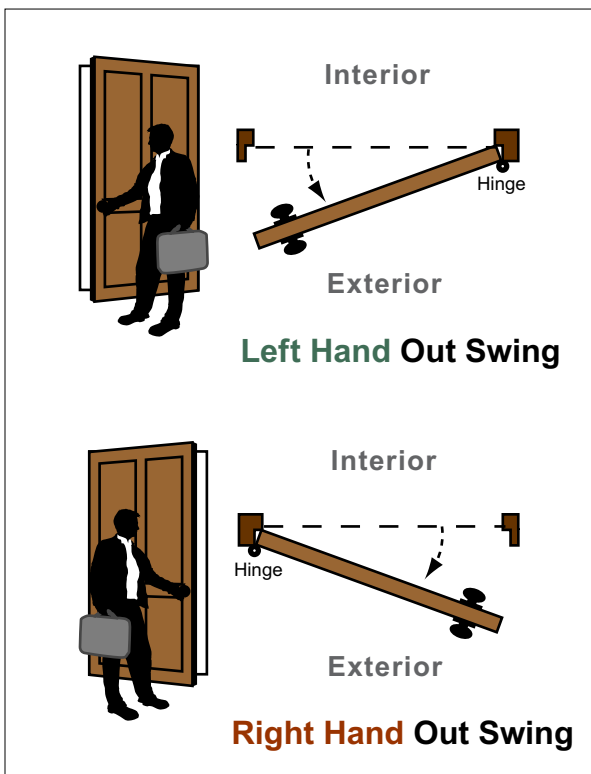


Left Hand In Swing Double Door

Right Hand In Swing Double Door

The diagrams show a person standing between two doors. In the 'Left Hand In Swing Double Door' diagram, the left door is hinged on the left and swings inward, while the right door is hinged on the right and swings outward. In the 'Right Hand In Swing Double Door' diagram, the left door is hinged on the left and swings outward, while the right door is hinged on the right and swings inward. Each diagram includes a 3D perspective view and a 2D schematic showing the hinge locations and the doors' swing paths.

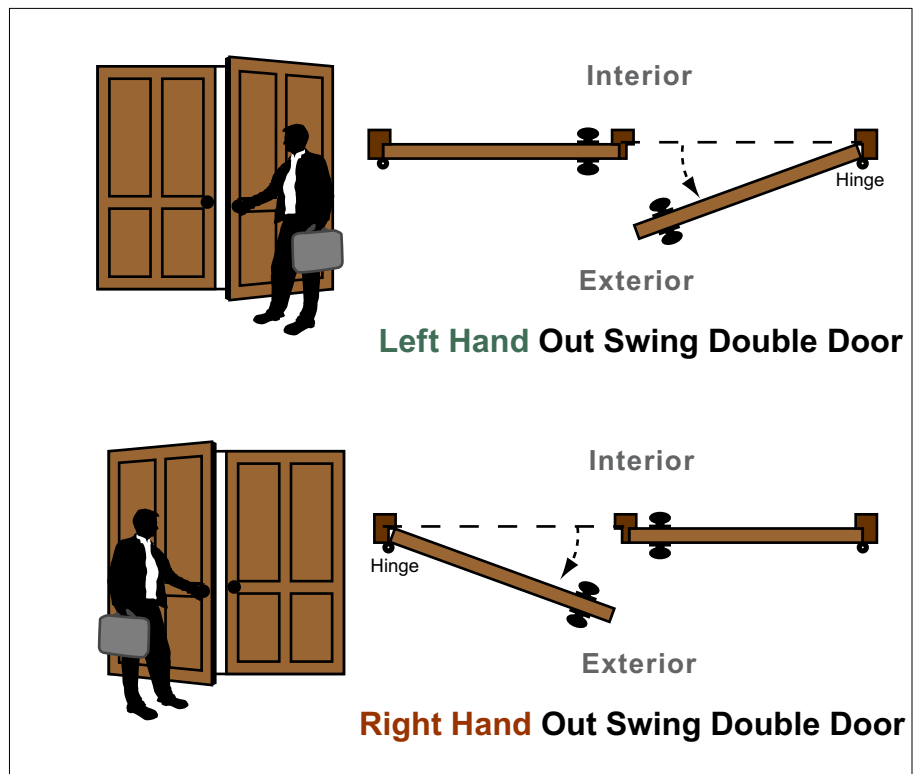
Out Swing



Left Hand Out Swing

Right Hand Out Swing

The diagrams show a person standing to the left of a door. In the 'Left Hand Out Swing' diagram, the door is hinged on the left and swings outward. In the 'Right Hand Out Swing' diagram, the door is hinged on the right and swings outward. Each diagram includes a 3D perspective view and a 2D schematic showing the hinge location and the door's swing path from the interior to the exterior.



Left Hand Out Swing Double Door

Right Hand Out Swing Double Door

The diagrams show a person standing between two doors. In the 'Left Hand Out Swing Double Door' diagram, the left door is hinged on the left and swings outward, while the right door is hinged on the right and swings inward. In the 'Right Hand Out Swing Double Door' diagram, the left door is hinged on the left and swings inward, while the right door is hinged on the right and swings outward. Each diagram includes a 3D perspective view and a 2D schematic showing the hinge locations and the doors' swing paths.